

BactoReal® Kit

Mycoplasma bovis



For veterinary use only

BactoReal® Kit *Mycoplasma bovis*

| Order no. | Reactions | Pathogen | Internal positive control |
|-----------|-----------|-------------|---------------------------|
| DVEB02513 | 100 | FAM channel | Cy5 channel |
| DVEB02553 | 50 | FAM channel | Cy5 channel |
| DVEB02511 | 100 | FAM channel | VIC/HEX channel |
| DVEB02551 | 50 | FAM channel | VIC/HEX channel |

Kit contents:

- Detection assay for *Mycoplasma bovis*
- Detection assay for internal positive control (control of amplification)
- DNA reaction mix (contains uracil-N glycosylase, UNG)
- Positive control for *M. bovis*
- Water



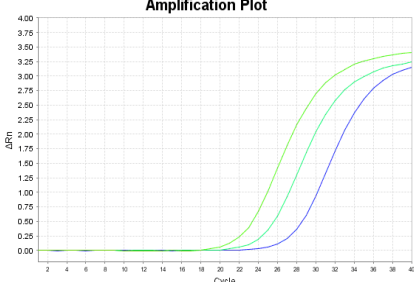
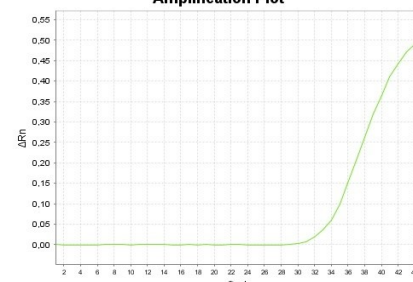
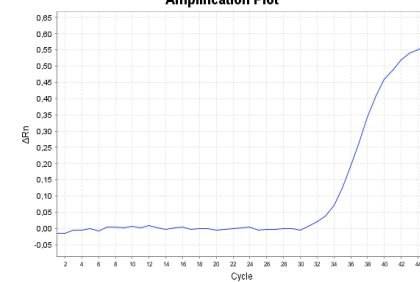
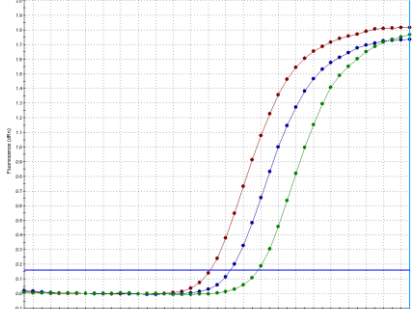
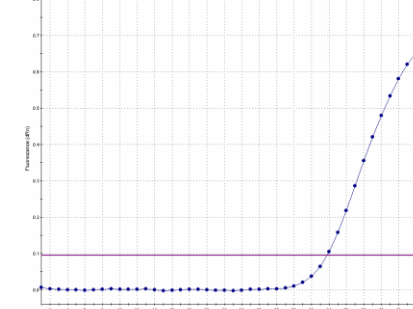
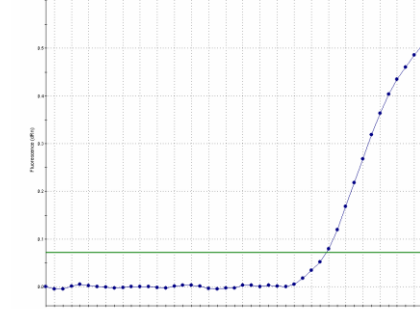
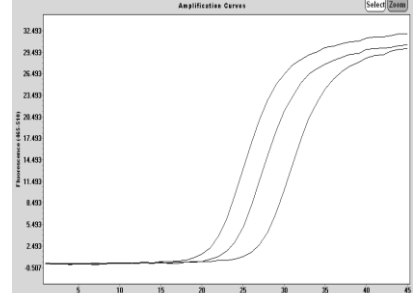
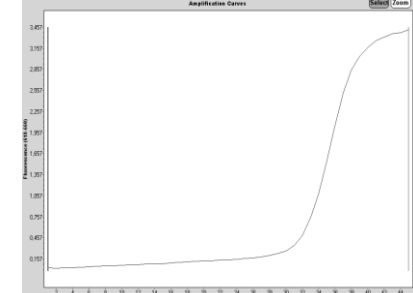
Background: *Mycoplasma bovis* is a pathogen causing respiratory disease, otitis media, arthritis and mastitis in cattle worldwide.

Description: BactoReal® Kit *Mycoplasma bovis* is based on the amplification and detection of the *rpoB* gene of *M. bovis* using real-time PCR. It allows the rapid and sensitive detection of the *rpoB* gene of *M. bovis* from DNA samples purified from synovial fluid, biopsies, bronchoalveolar lavage (BAL), swabs and milk (e.g. with the QIAamp DNA Mini Kit).

PCR-platforms: BactoReal® Kit *Mycoplasma bovis* is developed and validated for the ABI PRISM® 7500 instrument (Life Technologies), LightCycler® 480 (Roche) and Mx3005P® QPCR System (Agilent), but is also suitable for other real-time PCR instruments.

Sensitivity and specificity: BactoReal® Kit *Mycoplasma bovis* has an analytical sensitivity of 2 target copies/PCR reaction. The limit of detection (LoD95 = smallest number of copies of target DNA which can be detected in 95% of cases) is 4 target copies/reaction and was determined by several replicates around the detection limit. Specificity was tested on isolates of *Mycoplasma bovis*, *Mycoplasma gallisepticum*, *Mycoplasma hyorhinis*, *Mycoplasma hyopneumoniae*, *Mycoplasma pneumoniae* and *Mycoplasma suis*. No cross reactions were observed. Seven field samples were tested and correctly analysed.

References: F.P. Maunsell, A.R. Woolums, D. Francoz, R.F. Rosenbusch, D.L. Step, D.J. Wilson, and E.D. Janzen. 2011. *Mycoplasma bovis* infections in cattle. J Vet Intern Med. 25:772–783.

| | | |
|---|---|---|
| <p align="center">Detection of <i>Mycoplasma bovis</i></p> | <p align="center">Detection of internal positive control CR-3</p> | <p align="center">Detection of internal positive control CR-1</p> |
| <p align="center">Amplification Plot</p>  | <p align="center">Amplification Plot</p>  | <p align="center">Amplification Plot</p>  |
| <p>ABI Prism® 7500: FAM channel, 530 nm 1:10 serial dilution of <i>M. bovis</i> DNA</p> | <p>ABI Prism® 7500: Cy5 channel, 667 nm Internal positive control</p> | <p>ABI Prism® 7500: VIC channel, 554 nm Internal positive control</p> |
|  |  |  |
| <p>Mx3005P®: FAM channel 1:10 serial dilution of <i>M. bovis</i> DNA</p> | <p>Mx3005P®: CY5 channel Internal positive control</p> | <p>Mx3005P®: HEX channel Internal positive control</p> |
| <p align="center">Amplification Curves</p>  | <p align="center">Amplification Curves</p>  | |
| <p>LightCycler® 480: FAM channel 1:10 serial dilution of <i>M. bovis</i> DNA</p> | <p>LightCycler® 480: Cy5 channel Internal positive control</p> | |

**BactoReal®, MycoReal, ParoReal and ViroReal® Kits run with the same thermal cycling conditions.
RNA and DNA material can be analysed in one PCR run.**

For further information on our products please visit our homepage (www.ingenetix.com)