

ViroReal® Kit Bovine Torovirus



For veterinary use only

ViroReal® Kit Bovine Torovirus

Order no.	Reactions	Pathogen	Internal positive control
DVEV01613	100	FAM channel	Cy5 channel
DVEV01653	50	FAM channel	Cy5 channel
DVEV01611	100	FAM channel	VIC/HEX channel
DVEV01651	50	FAM channel	VIC/HEX channel

Kit contents:

- Detection assay for bovine torovirus
- Detection assay + target for internal RNA positive control (control of RT-PCR amplification and/or RNA extraction)
- RNA reaction mix
- Nuclease-free water
- Positive control (RNA) for bovine torovirus



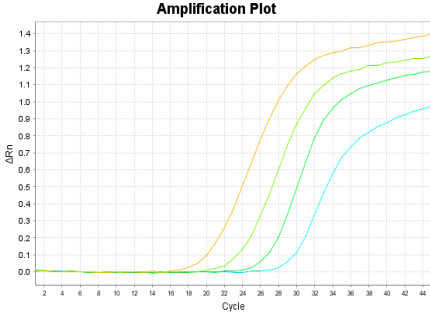
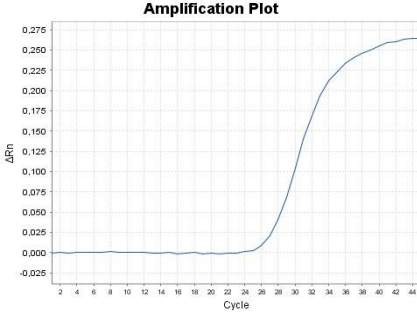
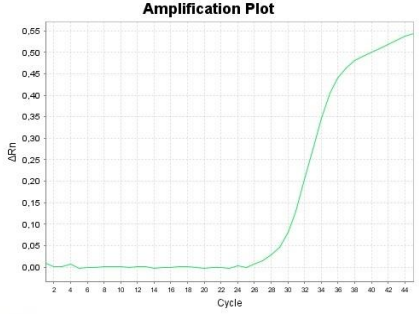
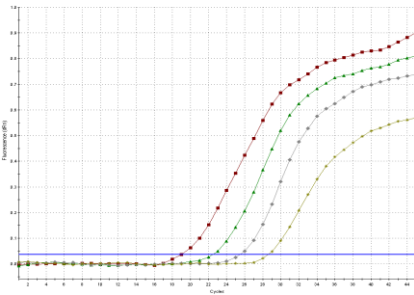
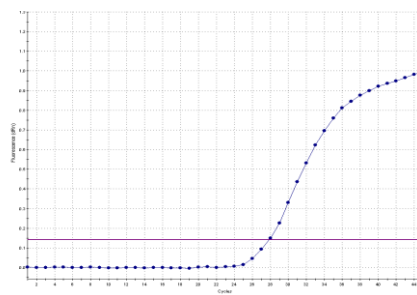
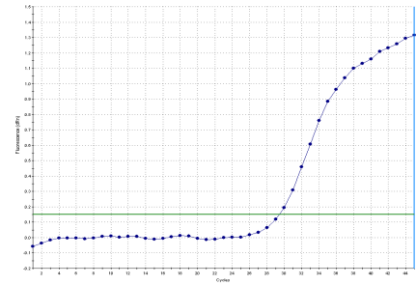
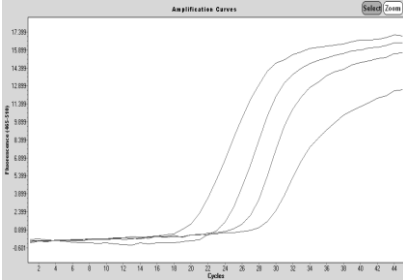
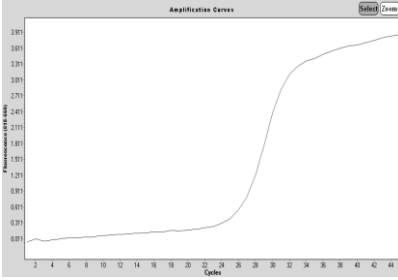
Background: The species bovine torovirus (BToV) is a member of the family *Coronaviridae*, subfamily *Torovirinae*. The genome is a single-stranded, positive-sense RNA molecule. The kidney-shaped BToV causes diarrhea in calves but respiratory infections have also been reported and it has a worldwide distribution. Bovine torovirus, formerly called breda virus (BRV), was originally isolated from diarrheic calves in Breda, Iowa, in 1979.

Description: ViroReal® Kit Bovine Torovirus is based on the amplification and detection of the membrane protein (M) gene of the BToV using one-step reverse transcription real-time PCR. It allows the rapid and sensitive detection of RNA of the BToV from samples purified from feces (e.g. with the QIAamp Viral RNA Mini Kit).

PCR-platforms: ViroReal® Kit Bovine Torovirus is developed and validated for the ABI PRISM® 7500 instrument (Thermo Fisher Scientific), LightCycler® 480 (Roche) and Mx3005P® QPCR System (Agilent), but is also suitable for other real-time PCR instruments.

Specificity and sensitivity: ViroReal® Kit Bovine Torovirus has a sensitivity of approx. 50-100 template copies/PCR. It is specific for BToV and detects all BToV strains published in the NCBI database.

References: Hoet AE et al. 2002. Enteric and nasal shedding of bovine torovirus (Breda virus) in feedlot cattle. Am. J. Vet. Res. 63: 342 - 8.

Detection of bovine torovirus	Detection of internal RNA positive control IPC-3	Detection of internal RNA positive control IPC-1
		
<p>ABI Prism® 7500: FAM channel, 530 nm 1:10 serial dilution of a BToV RNA positive control</p>	<p>ABI Prism® 7500: Cy5 channel, 667 nm Detection of internal RNA positive control</p>	<p>ABI Prism® 7500: VIC channel, 554 nm Detection of internal RNA positive control</p>
		
<p>Mx3005P®: FAM channel 1:10 serial dilution of a BToV RNA positive control</p>	<p>Mx3005P®: CY5 channel Detection of internal RNA positive control</p>	<p>Mx3005P®: HEX channel Detection of internal RNA positive control</p>
		
<p>LightCycler® 480: FAM channel 1:10 serial dilution of a BToV RNA positive control</p>	<p>LightCycler® 480: Cy5 channel Detection of internal RNA positive control</p>	

BactoReal®, MycoReal, ParoReal and ViroReal® Kits run with the same thermal cycling conditions. RNA and DNA material can be analysed in one PCR run.

For further information on our products please visit our homepage (www.ingenetix.com)